
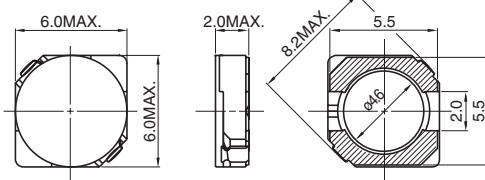


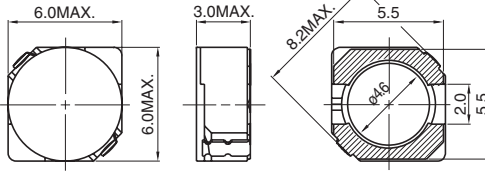


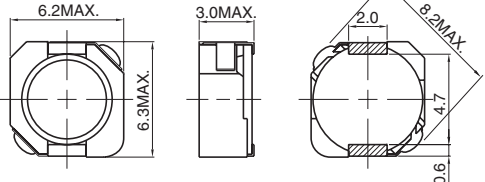


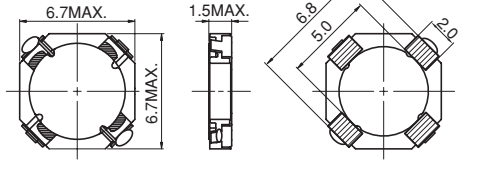


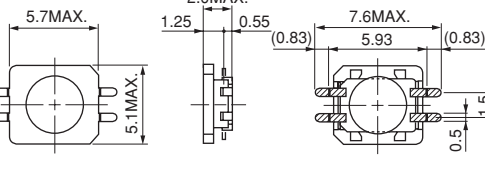


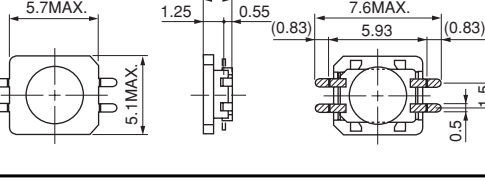


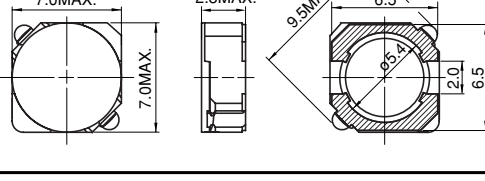


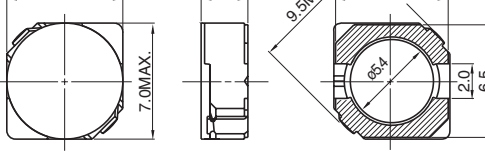



POWER INDUCTORS

TYPE 形名	DIMENSIONS (mm) 外形寸法図	CONSTRUCTION 磁気構造図	SPECIFICATIONS 仕様
CDRH5D18 			Inductance : 4.1 μ H – 100 μ H D.C.R. : 57m Ω – 1.2 Ω Rated Current : 360mA – 1.95A
CDRH5D28 			Inductance : 2.5 μ H – 100 μ H D.C.R. : 18m Ω – 520m Ω Rated Current : 420mA – 2.6A
CDRH5D28R 			Inductance : 2.5 μ H – 100 μ H D.C.R. : 17.6m Ω – 520m Ω Rated Current : 400mA – 2.6A
CDRH6D12 			Inductance : 1.0 μ H – 68 μ H D.C.R. : 37.5m Ω – 920m Ω Saturation Rated Current : 450mA – 3.5A Temperature Rise Current (Typ) : 400mA – 2.8A
CLQ61 			Inductance : 2.2 μ H – 330 μ H D.C.R. : 81m Ω – 7.15 Ω Rated Current : 70mA – 1.36A
CLQ61B 			Inductance : 2.2 μ H – 330 μ H D.C.R. : 81m Ω – 7.15 Ω Rated Current : 70mA – 1.36A
CDRH6D26 			Inductance : 2.2 μ H – 100 μ H D.C.R. : 22m Ω – 560m Ω Rated Current : 500mA – 3.2A
CDRH6D28 			Inductance : 3.0 μ H – 100 μ H D.C.R. : 24m Ω – 535m Ω Rated Current : 540mA – 3.0A